

[» Member login](#) [» Send my own surveys](#) [» Quick tour](#)

St. Andrew UMC Congregational Survey 2011



[View Individual Responses](#)

Survey Results

Dear St. Andrew UMC Congregation: Church Council is undertaking a survey to help us in our continuous efforts to lead St. Andrew United Methodist Church to effectively fulfill its mission. We invite you and all in the entire congregation to participate, whether you are a member or not. Last year, we conducted a valuable survey to help us understand our mission better and how we fit in the community around us. Many of you participated, and we used your helpful input to refine our plans for the future. Since last summer's survey we have experienced a number of changes in our church. We feel it is important to go back to the congregation now and see where we stand. This year's survey will take a deeper look at who we are and how we are fulfilling our mission in ministry together. The results will be used to help form our plans for the future in our upcoming annual Strategic Leadership Planning meeting on May 21, 2011. It is our intent to conduct a similar survey each year going forward to provide input for future leadership planning and also to track our ministry effectiveness. We ask everyone with a stake in St. Andrew UMC to contribute in a prayerful, candid manner whatever is on their hearts and minds: joys, concerns, praise and suggestions for improvement alike. Whether you are brand new to our community of faith, a founding member or somewhere in between, we need and value your perspective. The results of the survey will be reported only in aggregate, and your responses will not be shared in any way that can be linked back to you as an individual. We hope you will complete the survey by Wednesday, May 18th so we may tabulate and analyze the results in time for our Strategic Planning Meeting. If you have any questions, please do not hesitate to contact me at 303-319-4911, or email me at aamis@911-inc.com. Thank you! Allen Amis Church Council Chair St. Andrew United Methodist Church [Click "Submit" directly below to continue with the survey.]

1. Overall, how satisfied are you with your current experience at St. Andrew UMC?

| | | | |
|------------------------|--|-----|------|
| 1 Not at all Satisfied | | 6 | 1% |
| 2 | | 26 | 6% |
| 3 | | 69 | 15% |
| 4 | | 179 | 39% |
| 5 Very Satisfied | | 183 | 40% |
| Total | | 463 | 100% |

2. Overall, has your satisfaction with your experience at St. Andrew UMC changed over the past few years, or not? (Check one response below that best indicates your opinion)

| Top number is the count of respondents selecting the option. Bottom % is percent of the total respondents selecting the option. | A lot worse now than in the past | Somewhat worse now than in the past | About the same now as in the past | Somewhat better now than in the past | A lot better now than in the past | Does Not Apply/Have not been attending for more than a year or so |
|---------------------------------------------------------------------------------------------------------------------------------|----------------------------------|-------------------------------------|-----------------------------------|--------------------------------------|-----------------------------------|-------------------------------------------------------------------|
| | 21 5% | 87 19% | 178 38% | 88 19% | 53 11% | 36 8% |

Next we would like to know more about your thoughts about St. Andrew UMC in your own words. For each question below, please answer as specifically as possible. You may leave any of the responses blank if you do not have any particular opinions to offer for any of the questions below.

3. What are the things you would most like St. Andrew UMC to DO MORE OF OR CONTINUE DOING?

[View 382 Responses](#)

4. What are the things you would most like St. Andrew UMC to DO LESS OF OR STOP DOING?

[View 290 Responses](#)

5. What are the things you would most like St. Andrew UMC to START DOING?

[View 257 Responses](#)

The Mission of St. Andrew UMC is to Invite, Receive, Nurture, Challenge and Send Forth Committed Christian Disciples.

6. Overall, how familiar are you with St. Andrew UMC's mission statement above?

| | | | |
|-----------------------|--|-----|------|
| 1 Not At All Familiar | | 6 | 1% |
| 2 | | 16 | 3% |
| 3 | | 69 | 15% |
| 4 | | 157 | 34% |
| 5 Very Familiar | | 215 | 46% |
| Total | | 463 | 100% |

7. How well do you think St. Andrew UMC currently performs in each of the individual elements of its Mission Statement above?

Poor Fair Good Very Good Excellent No Opinion

| Top number is the count of respondents selecting the option. Bottom % is percent of the total respondents selecting the option. | | | | | | | |
|---------------------------------------------------------------------------------------------------------------------------------|----------|----------|-----------|------------|------------|----------|--|
| Invite | 3 1% | 33 7% | 74 16% | 166 36% | 179 39% | 8 2% | |
| Receive | 3 1% | 20 4% | 66 14% | 188 41% | 180 39% | 6 1% | |
| Nurture | 15 3% | 33 7% | 97 21% | 169 37% | 142 31% | 7 2% | |
| Challenge | 8 2% | 33 7% | 81 17% | 161 35% | 173 37% | 7 2% | |
| Send Forth Committed Christian Disciples | 11 2% | 34 7% | 98 21% | 168 36% | 125 27% | 27 6% | |

Now we are going to explore your thoughts on how effective St. Andrew UMC is in specific ministry areas.

8. Please rate St. Andrew UMC's effectiveness in each of the ministry areas and elements below (or check the box in the far right column for areas or elements with which you are not particularly familiar or have no opinion)

| Top number is the count of respondents selecting the option. Bottom % is percent of the total respondents selecting the option. | Poor | Fair | Good | Very Good | Excellent | Not Familiar/No Opinion |
|---------------------------------------------------------------------------------------------------------------------------------|----------|----------|------------|------------|------------|-------------------------|
| Adult classes and Bible study | 1 0% | 12 3% | 33 7% | 122 26% | 234 51% | 61 13% |
| Adult vocal ensembles/choir | 2 0% | 3 1% | 14 3% | 92 20% | 321 69% | 31 7% |
| The arts (dance, drama, bells, artwork) | 3 1% | 6 1% | 62 13% | 156 34% | 197 43% | 39 8% |
| At-Risk Youth Ministry | 20 4% | 40 9% | 45 10% | 49 11% | 22 5% | 287 62% |
| Children's Ministry | 0 0% | 7 2% | 38 8% | 115 25% | 181 39% | 122 26% |
| CLC (Children's Learning Center) | 0 0% | 5 1% | 14 3% | 85 18% | 116 25% | 243 52% |
| Congregational Care Ministry | 3 1% | 17 4% | 55 12% | 166 36% | 146 32% | 76 16% |
| International Mission Trips | 2 0% | 11 2% | 58 13% | 131 28% | 113 24% | 148 32% |
| Local/US Mission Trips | 5 1% | 16 3% | 76 16% | 136 29% | 127 27% | 103 22% |
| Outreach Ministry | 6 1% | 17 4% | 73 16% | 174 38% | 140 30% | 53 11% |
| Scholars/Speakers (Borg, Steves, Wallis, etc.) | 3 1% | 5 1% | 36 8% | 115 25% | 270 58% | 34 7% |
| Sermons | 11 2% | 30 6% | 41 9% | 139 30% | 240 52% | 2 0% |
| Servant Ministries | 7 2% | 17 4% | 74 16% | 135 29% | 82 18% | 148 32% |
| Small Groups | 11 2% | 42 9% | 74 16% | 140 30% | 88 19% | 108 23% |
| Special Events (50th Anniversary, all church picnics, etc.) | 2 0% | 13 3% | 81 17% | 167 36% | 141 30% | 59 13% |
| Welcoming/Hospitality Ministry | 2 0% | 19 4% | 70 15% | 191 41% | 154 33% | 27 6% |
| Production quality of worship services | 2 0% | 15 3% | 43 9% | 161 35% | 233 50% | 9 2% |
| Youth & Children's Music Ministry | 1 0% | 4 1% | 30 6% | 129 28% | 215 46% | 84 18% |
| Youth Ministry | 0 0% | 5 1% | 32 7% | 128 28% | 174 38% | 124 27% |
| Stewardship Campaigns (General Funds) | 16 3% | 25 5% | 101 22% | 182 39% | 73 16% | 66 14% |
| Capital Campaigns (Building Funds) | 17 4% | 28 6% | 90 19% | 174 38% | 94 20% | 60 13% |

Now we are going to explore your perceptions of St. Andrew UMC. For each of the descriptors below, please indicate how well that particular word or phrase currently describes St. Andrew UMC using the scale provided.

9. How well does each word/phrase below currently describe St. Andrew UMC?

| Top number is the count of respondents selecting the option. Bottom % is percent of the total respondents selecting the option. | Does Not Describe At All | 2 | 3 | 4 | Describes Very Well | No Opinion |
|---------------------------------------------------------------------------------------------------------------------------------|--------------------------|----------|-----------|------------|---------------------|------------|
| Is welcoming | 4 1% | 10 2% | 49 11% | 162 35% | 236 51% | 2 0% |
| Is actively doing all it should do to help those in need | 9 2% | 41 9% | 81 17% | 173 37% | 121 26% | 38 8% |
| | 3 1% | 21 5% | 58 13% | 160 35% | 205 44% | 16 3% |

| | | | | | | |
|-------------------------------------------------------------------------|----------|-----------|------------|------------|------------|-----------|
| Is doing good in the world outside the walls of the church | | | | | | |
| Is respectful to all | 11 2% | 22 5% | 43 9% | 123 27% | 263 57% | 1 0% |
| Cares about me | 11 2% | 33 7% | 76 16% | 157 34% | 178 38% | 8 2% |
| Is trustworthy | 4 1% | 22 5% | 51 11% | 142 31% | 225 49% | 19 4% |
| Provides sound spiritual guidance | 3 1% | 15 3% | 48 10% | 154 33% | 232 50% | 11 2% |
| Is a church I am proud to attend | 4 1% | 18 4% | 42 9% | 102 22% | 295 64% | 2 0% |
| Is there for me (or would be) in a time of great need | 5 1% | 15 3% | 56 12% | 126 27% | 229 49% | 32 7% |
| Has transparent decision-making processes | 29 6% | 51 11% | 104 22% | 116 25% | 93 20% | 70 15% |
| Is open to differing ideas | 14 3% | 21 5% | 63 14% | 127 27% | 228 49% | 10 2% |
| Values me as a person | 12 3% | 25 5% | 75 16% | 153 33% | 191 41% | 7 2% |
| Is a place I can explore my faith safely | 6 1% | 12 3% | 29 6% | 112 24% | 299 65% | 5 1% |
| Has effective lay leadership | 2 0% | 17 4% | 61 13% | 158 34% | 183 40% | 42 9% |
| Has effective ministry staff (non-clergy) | 0 0% | 10 2% | 42 9% | 190 41% | 202 44% | 19 4% |
| Has effective clergy | 2 0% | 14 3% | 46 10% | 123 27% | 275 59% | 3 1% |
| Has integrity between its message and actions | 12 3% | 26 6% | 58 13% | 163 35% | 198 43% | 6 1% |
| Is headed in the right direction for the future | 17 4% | 34 7% | 76 16% | 164 35% | 160 35% | 12 3% |
| Is a church I expect to stay connected to as long as I live in the area | 9 2% | 25 5% | 43 9% | 105 23% | 271 59% | 10 2% |
| Is comfortable to persons of all economic means | 26 6% | 60 13% | 116 25% | 119 26% | 112 24% | 30 6% |
| Is a church I recommend to my friends | 6 1% | 15 3% | 48 10% | 116 25% | 275 59% | 3 1% |
| Is a place I have close friends | 22 5% | 51 11% | 84 18% | 133 29% | 161 35% | 12 3% |
| Is a vital and growing church | 3 1% | 24 5% | 66 14% | 136 29% | 231 50% | 3 1% |

10. How connected do you currently feel to St. Andrew UMC?

| | | | |
|------------------------|--|-----|------|
| 1 Not at all Connected | | 13 | 3% |
| 2 | | 53 | 11% |
| 3 | | 98 | 21% |
| 4 | | 173 | 37% |
| 5 Very Connected | | 126 | 27% |
| Total | | 463 | 100% |

11. Has your feeling of being connected to St. Andrew UMC changed over the last year or so, or not?

| | | | |
|----------------------------------|--|-----|------|
| 1 I feel a lot less connected | | 33 | 7% |
| 2 I feel somewhat less connected | | 70 | 15% |
| 3 Stayed about the same | | 210 | 45% |
| 4 I feel somewhat more connected | | 94 | 20% |
| 5 I feel a lot more connected | | 56 | 12% |
| Total | | 463 | 100% |




12. What are the things that connect you most to St. Andrew UMC, if any? Please be as candid and descriptive as possible.

[View 362 Responses](#)

13. What are the things that get in the way of your being more connected to St. Andrew UMC, if any? Please be as candid and descriptive as possible.

[View 320 Responses](#)

14. In the next year or so, are you likely to move out of the general area such that you would be no longer able to attend St. Andrew UMC on a regular basis, or not?

| | | | |
|----------------------------------------------|------------------------------------------------------------------------------------|------------|-------------|
| Yes - likely to move out of the general area |  | 9 | 2% |
| No - likely to remain in the general area |  | 427 | 92% |
| Not sure |  | 27 | 6% |
| Total | | 463 | 100% |

15. Assuming you do not move out of the area, how likely are you to remain a part of St. Andrew UMC in the next year or so?

| | | | |
|--------------------------------------|-----------------------------------------------------------------------------------|------------|-------------|
| 1 Not at all Likely To Remain |  | 6 | 1% |
| 2 |  | 16 | 4% |
| 3 |  | 36 | 8% |
| 4 |  | 60 | 13% |
| 5 Very Likely To Remain |  | 336 | 74% |
| Total | | 454 | 100% |

16. In the previous question you mentioned some likelihood of not remaining with St. Andrew UMC even though you expect to stay living in the area. What are the reasons you might consider leaving St. Andrew UMC? Please be as specific and candid as possible.





[View 20 Responses](#)

17. How satisfied are you with the elements of the recently completed new building program?

| Top number is the count of respondents selecting the option. Bottom % is percent of the total respondents selecting the option. | Not at all satisfied | 2 | 3 | 4 | Very satisfied |
|---------------------------------------------------------------------------------------------------------------------------------|----------------------|----------|------------|------------|----------------|
| Overall new building expansion and renovations | 17 4% | 19 4% | 89 19% | 148 32% | 190 41% |
| New sanctuary | 25 5% | 27 6% | 83 18% | 135 29% | 193 42% |
| New atrium (entry way outside the sanctuary) | 16 3% | 24 5% | 70 15% | 150 32% | 203 44% |
| Remodeled fellowship hall | 15 3% | 22 5% | 105 23% | 150 32% | 171 37% |
| New classroom space | 5 1% | 9 2% | 110 24% | 170 37% | 169 37% |
| Expanded parking space | 7 2% | 14 3% | 78 17% | 150 32% | 214 46% |
| Expanded main floor kitchen | 32 7% | 31 7% | 110 24% | 162 35% | 128 28% |

These next few questions will help us understand your prior responses better. Again, your individual responses will remain anonymous and will only be reported in the aggregate.

18. Which of the following best describes your association with St. Andrew UMC in terms of membership?

| | | | |
|---------------------------------------------------------------------------|-------------------------------------------------------------------------------------|------------|-------------|
| Current member |  | 392 | 85% |
| Not currently a member but considering becoming a member |  | 26 | 6% |
| Not currently a member and not considering becoming a member at this time |  | 27 | 6% |
| Other, please specify View Responses |  | 18 | 4% |
| Total | | 463 | 100% |

19. Approximately what year did you first start attending St. Andrew UMC? (Select from the drop-down list below)

| | | | |
|------|-------------------------------------------------------------------------------------|----|----|
| 2011 |  | 1 | 0% |
| 2010 |  | 32 | 7% |
| 2009 |  | 30 | 6% |
| 2008 |  | 29 | 6% |
| 2007 |  | 27 | 6% |
| 2006 |  | 34 | 7% |
| 2005 |  | 30 | 6% |
| 2004 |  | 26 | 6% |
| 2003 |  | 16 | 3% |
| 2002 |  | 21 | 5% |
| 2001 |  | 17 | 4% |

| | | | |
|-----------------|--|------------|-------------|
| 2000 | | 13 | 3% |
| 1999 | | 16 | 3% |
| 1998 | | 7 | 2% |
| 1997 | | 11 | 2% |
| 1996 | | 7 | 2% |
| 1995 | | 11 | 2% |
| 1994 | | 17 | 4% |
| 1993 | | 6 | 1% |
| 1992 | | 7 | 2% |
| 1991 | | 8 | 2% |
| 1990 | | 8 | 2% |
| 1989 | | 2 | 0% |
| 1988 | | 6 | 1% |
| 1987 | | 7 | 2% |
| 1986 | | 3 | 1% |
| 1985 | | 10 | 2% |
| 1984 | | 2 | 0% |
| 1983 | | 6 | 1% |
| 1982 | | 7 | 2% |
| 1981 | | 5 | 1% |
| 1980 or earlier | | 41 | 9% |
| Total | | 463 | 100% |

20. Please indicate about how frequently you attend or participate in the following:

| Top number is the count of respondents selecting the option. Bottom % is percent of the total respondents selecting the option. | Once per week | Once every 2 weeks | Once every 3 weeks | Once per month | Once every 2-3 months | Once every 4-6 months | Once every 7-12 months | Less than once per year | Never |
|---------------------------------------------------------------------------------------------------------------------------------|------------------------|--------------------|--------------------|----------------|-----------------------|-----------------------|------------------------|-------------------------|------------|
| | Sunday Morning Worship | 280 60% | 112 24% | 26 6% | 22 5% | 8 2% | 9 2% | 2 0% | 1 0% |
| Sunday Morning Adult Education | 26 6% | 13 3% | 7 2% | 17 4% | 36 8% | 38 8% | 48 10% | 76 16% | 202 44% |

21. Which of the following statements best reflects your service in Leadership positions at St. Andrew UMC either currently or in the past? For this question, a Leadership position would be defined as serving as a member of Leadership Council/Church Council, Steering Team, a member of a standing committee (SPRC, Stewardship, Finance, Trustees, etc.) or as chair of a MALT (Ministry Area Leadership Team).




| | | | |
|-----------------------------------------------------------------------------------------|--|------------|-------------|
| Currently serving or have served in the past in a Leadership position at St. Andrew UMC | | 161 | 35% |
| Have never served in a Leadership position at St. Andrew UMC | | 302 | 65% |
| Total | | 463 | 100% |

22. You mentioned you are currently serving or have served in a Leadership position at St. Andrew UMC. During which of the following periods were you serving in a Leadership role? Check all time periods that apply. Even if you did not serve continuously during the entirety of any given period, we are looking for a general sense of when your service occurred.

| | | | |
|----------------|--|----|-----|
| Prior to 1980 | | 13 | 8% |
| 1980 -1984 | | 16 | 10% |
| 1985 -1989 | | 26 | 17% |
| 1990 -1994 | | 31 | 20% |
| 1995 -1999 | | 36 | 23% |
| 2000 -2004 | | 54 | 34% |
| 2005 -2009 | | 82 | 52% |
| 2010 - present | | 83 | 53% |

23. Which of the following, if any, activities or roles have you ever participated in at St. Andrew UMC? (Check all that apply)

| | | | |
|-------------------------------------------|--|-----|-----|
| Disciple Class (any level) | | 244 | 53% |
| Mission trip inside the US | | 57 | 12% |
| Mission trip outside the US | | 38 | 8% |
| Choir | | 115 | 25% |
| Adult education class other than Disciple | | 304 | 66% |
| Usher/Greeter | | 123 | 27% |
| Parking/Event Support | | 42 | 9% |
| Volunteer in Children's Ministry | | 160 | 35% |




| | | | |
|-------------------------------------------------------|-----------------------------------------------------------------------------------|-----|-----|
| Volunteer in Youth Ministry |  | 115 | 25% |
| United Methodist Women's Circle |  | 59 | 13% |
| Men's Ministry (Grill Team, Saturday Breakfast, etc.) |  | 62 | 13% |
| None of the above |  | 48 | 10% |

24. When was the last time you invited a friend, neighbor or colleague to visit St. Andrew UMC, if at all?

| | | | |
|-----------------------|-----------------------------------------------------------------------------------|-----|------|
| Within the last month |  | 133 | 29% |
| 1-3 months ago |  | 110 | 24% |
| 4-6 months ago |  | 62 | 13% |
| 7-12 months ago |  | 46 | 10% |
| 1-2 years ago |  | 50 | 11% |
| 3-4 years ago |  | 26 | 6% |
| Never |  | 36 | 8% |
| Total | | 463 | 100% |

These next few questions are for classification purposes only.

25. What is your gender?

| | | | |
|-------------------|-----------------------------------------------------------------------------------|-----|------|
| Male |  | 157 | 34% |
| Female |  | 276 | 60% |
| Prefer not to say |  | 24 | 5% |
| Total | | 457 | 100% |


26. Which of the following ranges includes your age?

| | | | |
|-------------------|-------------------------------------------------------------------------------------|-----|------|
| Under 18 | | 1 | 0% |
| 18-21 | | 1 | 0% |
| 21-29 |  | 6 | 1% |
| 30-39 |  | 35 | 8% |
| 40-49 |  | 83 | 18% |
| 50-59 |  | 107 | 23% |
| 60-69 |  | 148 | 32% |
| 70-79 |  | 52 | 11% |
| 80 or older |  | 15 | 3% |
| Prefer not to say |  | 15 | 3% |
| Total | | 463 | 100% |

27. Which of the following includes your total annual household income (to the nearest \$1,000)?

| | | | |
|-----------------------|-------------------------------------------------------------------------------------|-----|------|
| Under \$20,000 |  | 7 | 2% |
| \$20,000 - \$29,000 |  | 9 | 2% |
| \$30,000 - \$39,000 |  | 10 | 2% |
| \$40,000 - \$59,000 |  | 33 | 7% |
| \$60,000 - \$79,000 |  | 50 | 11% |
| \$80,000 - \$99,000 |  | 47 | 10% |
| \$100,000 - \$124,000 |  | 76 | 17% |
| \$125,000 - \$149,000 |  | 41 | 9% |
| \$150,000 - \$199,000 |  | 42 | 9% |
| \$200,000 or more |  | 41 | 9% |
| Prefer not to say |  | 100 | 22% |
| Total | | 456 | 100% |

28. Which of the following best describes your marital status?

| | | | |
|-----------------------------------------------------------|-------------------------------------------------------------------------------------|-----|------|
| Single |  | 21 | 5% |
| Married/Remarried/Living with a Significant Other/Partner |  | 360 | 79% |
| Divorced |  | 37 | 8% |
| Widowed |  | 29 | 6% |
| Prefer not to answer |  | 11 | 2% |
| Total | | 458 | 100% |

29. Please check below as appropriate to indicate if there are children or youth living in your household (at least part time)? (check all that apply)

| | | | |
|----------------------------|--|----|-----|
| Children ages birth -5 yrs | | 44 | 26% |
| Children ages 6-12 | | 79 | 46% |
| Youth ages 13-18 | | 78 | 46% |
| Young adults ages 19-21 | | 43 | 25% |

30. About how many miles do you drive (one way) from your place of residence to St. Andrew UMC?

| | | | |
|--------------|--|------------|-------------|
| Less than 1 | | 23 | 5% |
| 1 | | 21 | 5% |
| 2 | | 57 | 12% |
| 3 | | 66 | 14% |
| 4 | | 55 | 12% |
| 5 | | 87 | 19% |
| 6 | | 28 | 6% |
| 7 | | 6 | 1% |
| 8 | | 26 | 6% |
| 9 | | 9 | 2% |
| 10 | | 28 | 6% |
| 11 | | 2 | 0% |
| 12 | | 10 | 2% |
| 13 | | 6 | 1% |
| 14 | | 0 | 0% |
| 15 | | 10 | 2% |
| 16-20 | | 15 | 3% |
| 21-25 | | 6 | 1% |
| More than 25 | | 8 | 2% |
| Total | | 463 | 100% |

31. Which of the following faith traditions have you been involved in on your faith journey to this point? (check all that apply)

| | | | |
|-----------------------------------------|--|-----|-----|
| United Methodist | | 381 | 82% |
| Other Protestant Denomination | | 243 | 53% |
| Roman Catholic | | 62 | 13% |
| Jewish | | 3 | 1% |
| Muslim | | 0 | 0% |
| No particular faith tradition | | 10 | 2% |
| Prefer not to say | | 4 | 1% |
| Other, please specify View Responses | | 32 | 7% |



R qdqh#xuyh | v i# / j g#s#i ru#UHH i# Iz R xuhhdwuhv
 L #5344#Fzs | uj| kwP dnhw#zov#qf#B a#U j| kw#U hvhuyhg#B#y#d#f | #Erdf | i#hup v#R j#K vh i#K has